

**ABOUT TIMES-7**

We are a high-tech company specializing in the design and manufacture of RAIN (UHF) RFID antennas. Founded in 2006, Times-7 has developed the largest portfolio of fixed RAIN RFID reader antennas. Based in Lower Hutt, New Zealand we export all over the world through an authorized network.

Times-7 antennas are famous for their quality and performance.

In addition to our world-class products and in-depth expertise, our customers appreciate Times-7's customer service and technical support. We are responsive in supporting a large global customer base and ensuring the success of our customer's implementations.


Times-7 Research Ltd  
10 Te Puni Street  
Lower Hutt 5012  
New Zealand

NEW ZEALAND  
P: +64 4 974 6566

USA/CANADA  
P: +1 408 769 5025

E: [sales@times-7.com](mailto:sales@times-7.com)

[www.times-7.com](http://www.times-7.com)



The SlimLine A6031

Up to 4 m / 13 ft. read range

Just 12 mm / 0.5 in. thick

Sleek & rugged design, with customer friendly aesthetics

Typical applications:  
Retail, office, industry / any space constrained or customer facing environment

Part of the SlimLine range of multi-purpose antennas, the A6031 is an ultra-low profile circular polarized flat panel antenna for UHF RFID applications in customer facing or space conscious environments. With a 4 m / 13 ft. read range, the A6031 is similar in size and weight to a Tablet PC and can easily blend into any office or retail environment.

Order Information

*Ordering Information (please quote product code, band / cable type & part no.)*

*Antenna Product Code	Band	Part No.
A6031	ETSI 865-868 MHz	70804
A6031	FCC 902-928 MHz	70810
Mounting Accessories Product Code		Part No.
Mounting Plate (A6031 / B6031)	ETSI and FCC	71631
Cable Accessories Product Code	Cable Type	Part No.
Cable 2 m, SMA to RPTNC	T7195 / 240 / 400	71436 / 71782 / 72042
Cable 4 m, SMA to RPTNC	T7 240 / 400	71784 / 72043
Cable 6 m, SMA to RPTNC	T7 240 / 400	71904 / 72044
Cable 8 m, SMA to RPTNC	T7 240 / 400	71788 / 72045

\*Built in New Zealand. ROHS & CE compliant.

View the Times-7 Cable Accessory datasheet [here](#)



## Specifications

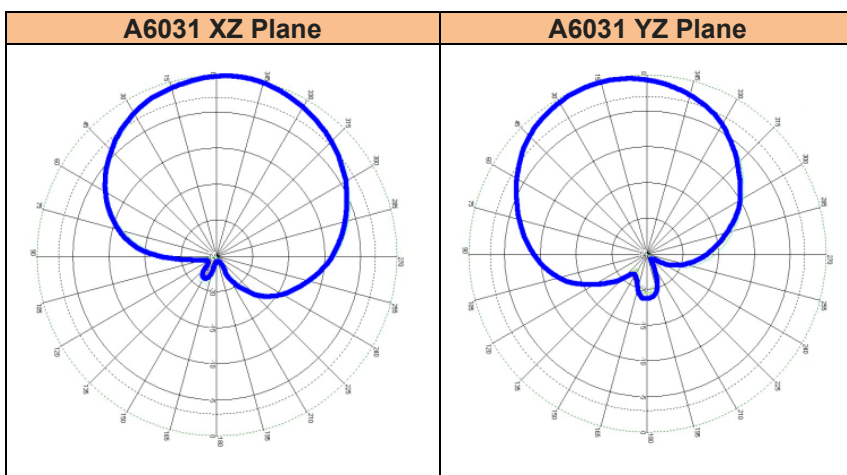
### Physical / Environmental Specifications

Dimensions unboxed	274 mm x 213 mm x 12.2 mm
Length (x) x Width (y) x Depth (z)	10.78" x 8.38" x 0.48"
Boxed unit dimensions: (L x W x D)	295 mm x 255 mm x 25 mm 11.61" x 10.03" x 0.98"
Weight:	Net: 0.6 kg / 1.3 lbs. Gross: 0.75 kg / 1.65 lbs.
Radome Material:	Fire retardant ABS
Environmental Rating:	IP65
Operating / Storage Temperature:	-20° to +55°C / -30° to +65°C -4° to +131°F / -22° to +149°F
Mounting:	Integrated mounting holes / Universal mounting brackets for rack (VESA) mounting available
Connector type / position:	SMA female side fly lead (324 mm / 12.8" )
Vibration:	IEC 68-2-6 (10 to 150 Hz, 0.5g, 1 hr. / 2 axes, Random Vibration)
Humidity:	IEC 68-2-30 (+25° to +55°C / +77° to +131°F / 24 hr. cycle of at least 90% relative humidity)
Cold Test:	IEC 68-2-1 (-40°C / -40°F / 24 hr.)
Heat Test:	IEC 68-2-2 (+70°C / +158°F / 24 hr.)
Temperature Shock Test:	IEC 68-2-1 (10 cycles of 30 mins. at -40°C / -40°F followed by 30 mins. at +70°C / +158°F and back)

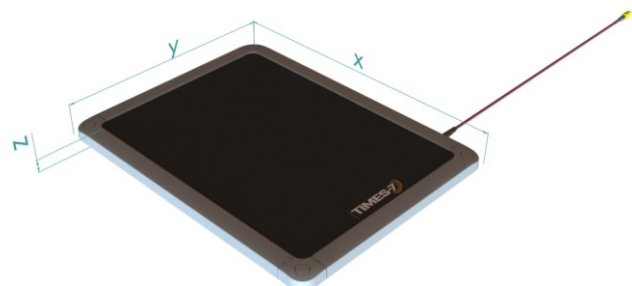
## Electrical Specifications

Frequency Range:	865-868 MHz / 902-928 MHz
Polarization:	RHCP (Right Hand Circular Polarized)
Far-field Gain:	4 dBiC typical
Far-field 3dB beamwidth: *	80° in both planes
VSWR	1.4 typical
Front to back ratio:	-18 dB
Axial ratio:	2 dB at boresight
Nominal Impedance:	50 Ω
Anti-static protection:	Yes, DC Grounded
Antenna Detection	10K Ω resistance
Maximum Input Power:	3 W

## Radiation Pattern



## Azimuth Planes



## Mounting Information

### Bracket mount

The Times-7 Mounting Plate for the A6031 is designed to support VESA brackets. For exact dimension, please refer to the mechanical drawings. For instructions on how to attach the bracket to the antenna please click [here](#).



## Installation Instructions

- Ensure that only finger tightness is used for the SMA connector. Use of tools to tighten the connector will apply excessive force and will damage the connector.
- Avoid any load or bending force from the cable on the connector.

## Applications

### Retail Inventory Management

Easily track your entire sales process and product management with real-time updates using the A6031 antenna. This antenna provides increased visibility on inventory locations.



### Office Asset Tracking

The A6031 is perfect for automating the management and locating process of physical assets such as office equipment.



### OUR GLOBAL NETWORK

Constantly increasing market reach and influence in the global RFID industry, Times-7's international support spans The Americas, Europe, and Asia Pacific regions through our distributor, authorized reseller and integrated solutions provider network.

Times-7 Research Ltd  
10 Te Puni Street  
Lower Hutt 5012  
New Zealand

NEW ZEALAND  
P: +64 4 974 6566

USA/CANADA  
P: +1 408 769 5025

E: [sales@times-7.com](mailto:sales@times-7.com)

[www.times-7.com](http://www.times-7.com)

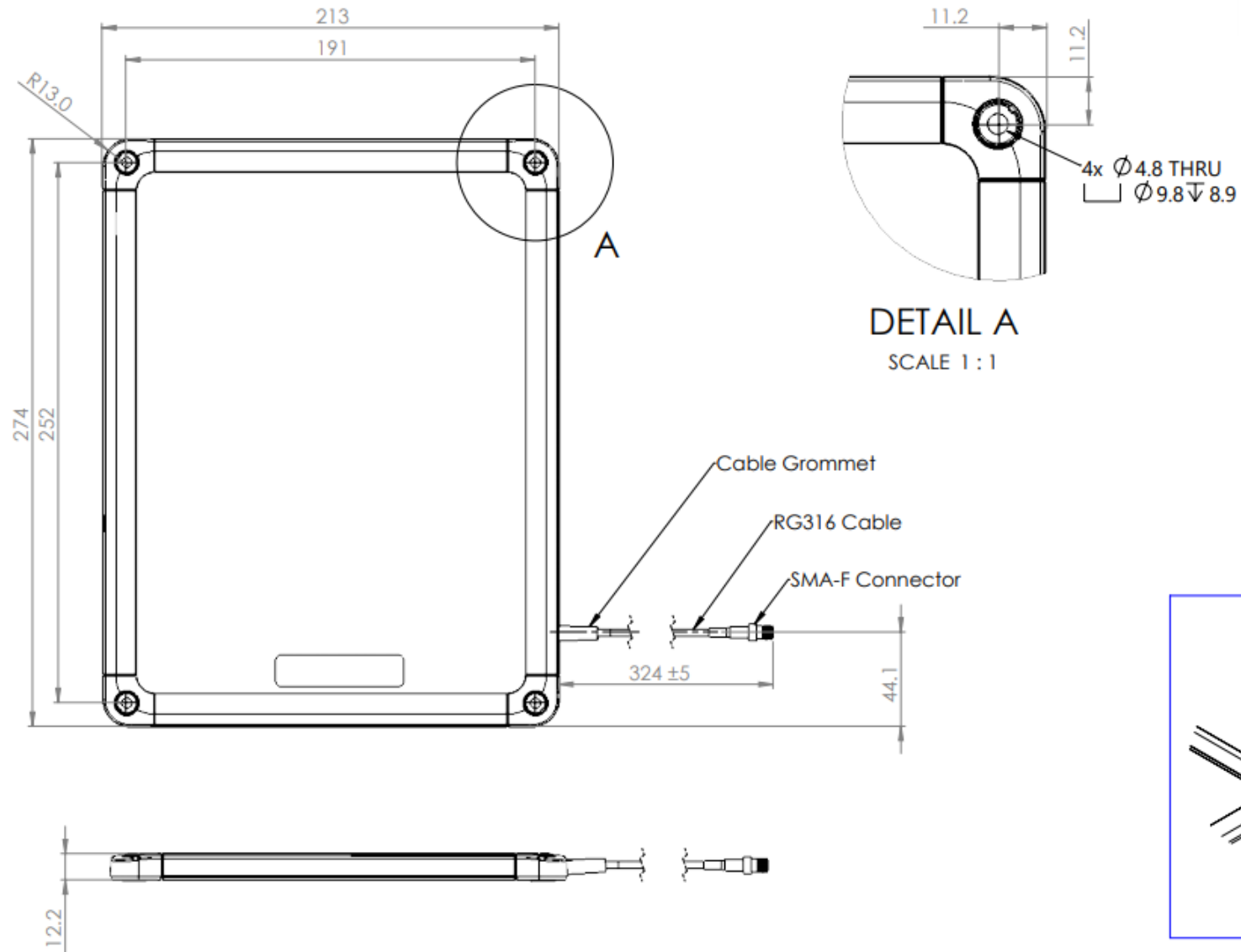
The technical data contained in this publication is not a guarantee for which Times-7 Research Ltd assumes legal accountability. It is indicative of typical performance, and if required should be relied on for specific applications only after due verification.

All technical data, specifications and other information contained herein are deemed to be the proprietary intellectual property of Times-7 Research Ltd. No reproduction, copy or use thereof may be made without the express written consent of Times-7 Research Ltd.

Times-7, and the stylized T-7 Antennas logo are trademarks or registered trademarks of Times-7 Research Ltd. All other trademarks are the property of their respective owners.  
© 2022 Times-7 Research Ltd. All rights reserved. Specifications are subject to change without notice.

Datasheet v4.0

# Mechanical Drawing for the A6031



THE INFORMATION CONTAINED IN THIS DRAWING IS THE SOLE PROPERTY OF TIMES-7 LTD. ANY REPRODUCTION IN PART OR AS A WHOLE WITHOUT THE WRITTEN PERMISSION OF TIMES-7 IS PROHIBITED.		DIMENSIONS ARE IN mm UNLESS OTHERWISE SPECIFIED TOLERANCES: NO DECIMAL PLACES ± 1 ONE PLACE DECIMAL ± 0.5				DESCRIPTION <p style="text-align: center;">A6031 Antenna</p>	
DRAWN C Wilson	SIGNATURE 	DATE 21/05/2019	SIZE <b>A3</b>	PART NO. 70804 (ETSI) , 70810 (FCC)	REV <b>B</b>	DO NOT SCALE DRAWING	
APPROVED R Lopez	SIGNATURE 	DATE 11/06/2019	SHEET 1 OF 1				

Mechanical Drawing for the A6031 Mounting Plate

